

FACT SHEET COMPACT

PRODUCT DESCRIPTION

Our COMPACT is made with high pressed solid core laminate composited together to create a seamless and unique material for minimalism interior look.

FEATURES

- | Water-proofed, heat and moisture resistance
- | Food contact available
- | Thin but strong and durable
- | Simple installation and maintain, no specialist equipment for installation required
- | Self-trimming in site
- | Customized patterns available

APPLICATION

Counter top / Table top / Drawer fronts / Furniture

SIZE

FULL SHEET	1220mm W x 2440mm H
THICKNESS	3mm – 12mm

*Cut-to-size service available

FINISH

Smooth Matte



PATTERN

All Colour Core HPL models from TOPPAL or WINDECO
Colour core models are ending with "C" at the end of their product code as shown in our catalogues

TOPPAL (HK) LIMITED

Office A1-2, 18/F, Loyong Court Commercial Building, 212 Lockhart Street, Wan Chai
T 2358 0809 F 2358 0810 E wc@toppal.com

STORAGE & INSTALLATION

COMPACT worktops require no treatment prior to installation so we recommend that they are fitted as soon as possible following delivery. Should this be impractical, please store the COMPACT product separately to avoid possible damage.


COMPACT is a durable product but for thinner models, a 18mm plywood back-up is recommended too provide better support to the COMPACT, unless the table leg itself has a relatively supportive frame.

THICKNESS	Maximum Size	Maximum Unsupported Length	Plywood Back-up
3mm	1220mm x 2440mm	10mm	Necessary
5mm	1220mm x 2440mm	30mm	Necessary
8mm	1220mm x 2440mm	150mm	Depends on table leg supporting structure
10mm	1220mm x 2440mm	150mm	Depends on table leg supporting structure
12mm	1220mm x 2440mm	200mm	Depends on table leg supporting structure

*Overmounted sinks must be placed a minimum of 150mm from any joint seams

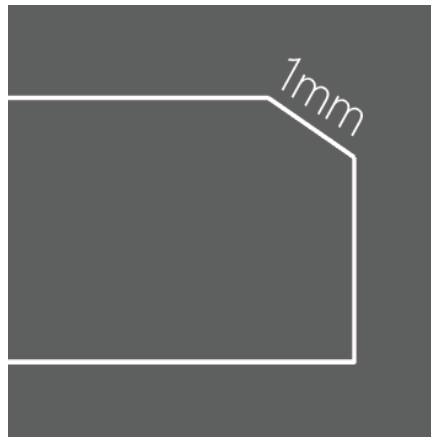
EDGE PROFILE

SQUARE

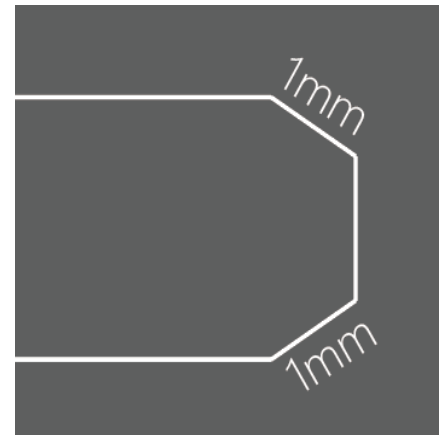


*Full sheet standard

SINGLE BEVEL



DOUBLE BEVEL



*Only available for 5mm – 12mm

AFTERCARE & CLEANSING

SPILLAGES Although durable and resistant to water ingress, we recommend mopping up any spillages as soon as possible with a clean dry cloth. This is to ensure your worktop remain hygienic and safe to use.

CLEANING Quick and simple to maintain, solid laminate worktops can be cleaned easily with a mild detergent and water solution before wiping over with clean warm water. Gently dry with a clean dry and soft cloth.

STAINS We do suggest any spillages should be immediately cleaned to avoid stains, especially spillages and marks with strong colouring such as dark soy sauce, markers, pen or stamps etc. However, if stain appears use a mild solution of detergent and water to clean the surface.

CUTTING It is best to cut on a chopping board instead of on the COMPACT directly when preparing food. Scratches, marks and general wear and tear will be more visible on a darker worktop than a lighter one.

HOT CONTACT COMPACT worktops are resistant to heat, however, we suggest that you do not place hot pans or dishes directly onto the surface. Instead, use a pan stand, trivet or hotrods.

TOPPAL (HK) LIMITED

Office A1-2, 18/F, Loyong Court Commercial Building, 212 Lockhart Street, Wan Chai
 T 2358 0809 F 2358 0810 E wc@toppal.com